



District Report Card: 2017


State: Rajasthan	District: Pali
Class: 8	Subject: Language
Schools: 51	Students: 1210


Participation/Coverage


Students

<div>GENDER</div> <div></div>	Boys		Girls	
	Number	%	Number	%
	581	48.02	629	51.98

<div>AREA</div> <div></div>	Rural		Urban	
	Number	%	Number	%
	1121	92.64	89	7.36

<div>CATEGORY</div> <div></div>	SC		ST		OBC		GEN	
	Number	%	Number	%	Number	%	Number	%
	327	27.02	47	3.88	757	62.56	79	6.53

<div>CWSN</div> <div></div>	LD	VI	HI	S&LD	ID	Oth
	3	4	2	0	4	39

<div>Management</div> <div></div>	Government		Government-aided	
	Number	%	Number	%
	1210	100.00	0	0.00

Average Performance of Students in Language (%)

Overall	Gender		Area		Management		Social Group			
	Male	Female	Rural	Urban	Govt.	Aided	SC	ST	OBC	GEN
57.03	55.73	58.23	56.78	60.22	57.03	0.00	57.08	47.80	57.03	62.28

Performance on Learning Outcomes (LOs)

Learning Outcomes	Description	Average Performance(%)
L813	Read textual/non-textual materials with comprehension and identifies the details, characters, main idea and sequence of ideas and events while reading	57.03

Range of Performance of Students who Answered Correctly							
Below 30%		30% - 50%		50% - 75%		Above 75%	
Number	%	Number	%	Number	%	Number	%
171	14.13	252	20.83	532	43.97	255	21.07

Lowest Performing Learning Outcomes (LOs)

1 - Read textual/non-textual materials with comprehension and identifies the details, characters, main idea and sequence of ideas and events while reading (57.03)